
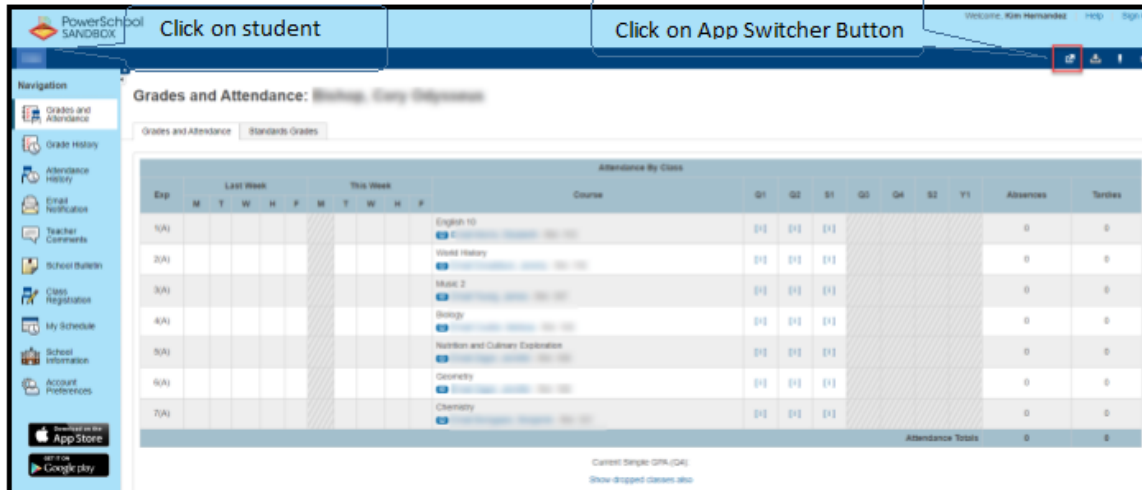


## Viewing Report Cards on the Parent Portal

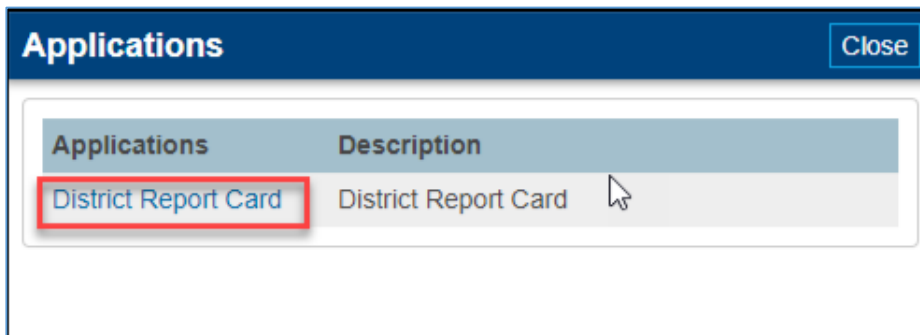
- Log into Parent Portal
- Click the Student that you want to see the report card for
- Click on the App Switcher button  upper right side

**Note:** Report Cards will show for all students the parent has access to in the one PDF file



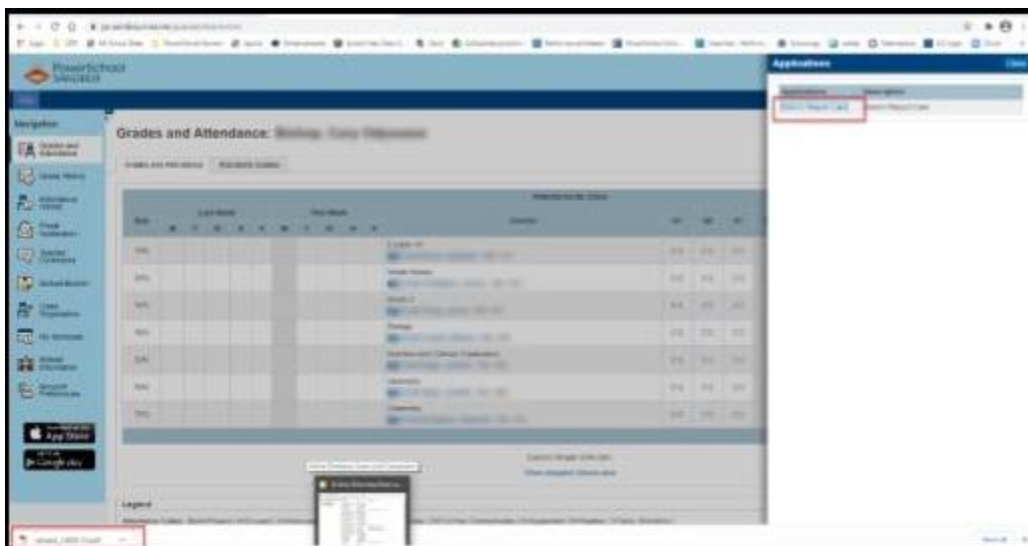
The screenshot shows the PowerSchool Parent Portal interface. At the top, there's a navigation bar with the PowerSchool logo and a 'Click on student' button. Below this, a sidebar on the left contains various navigation options like 'Grades and Attendance', 'Grade History', 'Attendance History', 'Email Notification', 'Teacher Comments', 'School Bulletin', 'Class Registration', 'My Schedule', 'School Information', and 'Account Preferences'. The main content area is titled 'Grades and Attendance: [Student Name]' and shows a table of 'Attendance By Class'. The table has columns for 'Exp', 'Last Week', 'This Week', 'Course', 'Q1', 'Q2', 'S1', 'Q3', 'Q4', 'S2', 'Y1', 'Absences', and 'Totals'. The table lists various courses like English 10, World History, Music 2, Biology, Nutrition and Culinary Exploration, Geometry, and Chemistry. At the bottom right, there's a 'Click on App Switcher Button' icon.

- The application window will open and you can click on District Report Card



The screenshot shows a window titled 'Applications' with a 'Close' button in the top right corner. Inside the window, there's a table with two columns: 'Applications' and 'Description'. The first row in the table is 'District Report Card' under the 'Applications' column and 'District Report Card' under the 'Description' column. This row is highlighted with a red box.

- After clicking on District Report Card, the report card download will show in lower left corner



The screenshot shows the PowerSchool Parent Portal interface with the 'Grades and Attendance' page. In the lower left corner, a small window titled 'District Report Card' is open, showing a download link for the report card. The main content area of the portal is visible in the background, showing the 'Grades and Attendance' page with the 'Attendance By Class' table.